

Welcome Page



Welcome!

Thank you for choosing Video KYC.
In the next few steps, we would help you to be investment ready.
So, make sure you have the following requirements handy.

Let's go

Instructions to Investors

Welcome!

Thank you for choosing Video KYC.
In the next few steps, we would help you to be investment ready.
So, make sure you have the following requirements handy.



IDENTITY PROOF

Accepted Documents are
PAN Card
Driving License
Voter ID
Passport



ADDRESS PROOF

Accepted Documents are
Aadhaar Card
Driving License
Voter ID
Passport
Offline Aadhaar
Aadhaar DigiLocker



CANCELLED CHEQUE

Accepted document for
bank account verification
is a cancelled cheque



SIGNATURE SCAN

A scanned copy of your signature or Pen & Blank Paper to
sign, click and upload your signature



WEBCAM & MIC

Your current device should have
a working camera & microphone


Document Upload and Declaration

Step 1- Proof of Identification:

PROOF OF IDENTITY

PAN Card ▼

PAN DETAILS
Upload your PAN Card Image





Change Document

* Name

SAURABH

* PAN Number

FPDPS8859N

* Father's Name

GIRDHARILAL

* Date of Birth


31 May 1994 ▼

Step 2: Proof of Address

Driving Licence ▼


LICENSE DETAILS

Upload your Driving License Image



DL No. : KAA0 20120005794 DOB : 18/10/2012 FORM - 1
NAME : RAMESH BABU B M (See Rule 102)
D.O.B : 21/06/1985 B.G. :
VALID TILL : 17/10/2032(NT)
VALID THROUGHOUT INDIA
COV: MCW0 18/10/2012
LMV 18/10/2012
S/o : MUNI RAJU
ADDRESS : BACHA HALLI VILLAGE, CHICKBALLAPUR
TALUK & DIST. 562101
Sign. Of Holder
Sign. Licensing Authority
CHICKBALLAPUR

Change Document



KARNATAKA STATE
INDIAN UNION MOTOR DRIVING LICENCE
Scanned with
TRANSPORT DEPARTMENT

Change Document

* Name

RAMESH BABU BM

* State

Karnataka ▼

* License Number

* District

Step 3: Cancelled Cheque

BANK ACCOUNT VERIFICATION

CANCELLED CHEQUE



[Change Document](#)

* Account Number

30880355242

* IFSC

SBIN0000519

Step 4: Penny Transfer and Bank Account Verification

* Account Number

30880358248

* IFSC

SBIN0000519

Account Holder's Name

Mr. SANJIB KUMAR NANDA

Mobile Number

☒

I hereby give my consent to credit my account whose details is given above for the purpose of verification of my account details.

Submit

Enter the amount transferred to above account (Check your mobile or A/C statement)

* Amount transferred

In INR

Verify

← [Go to Address](#)

Step 5: Personal Information/KYC Forms Details

Gender	<input checked="" type="radio"/> Male	<input type="radio"/> Female	<input type="radio"/> Transgender
Marital Status	<input type="radio"/> Married	<input checked="" type="radio"/> Unmarried	<input type="radio"/> Others (Widowed, Divorced, Separated etc.)
* Father/Spouse Name			
<div>Mr. ▾</div>	<div>GIRDHARILAL</div>		
Relationship with the above		<div>Father ▾</div>	
Mother's Name			
<div>Mrs. ▾</div>	<div>Mother's Name</div>		
* PAN Number		* Last 4 digits of Aadhaar Number	
<div>FPDPS8859N</div>		<div>XXXXXX</div> <div></div>	
Citizenship		Residential Status	
<div>Indian ▾</div>		<div>Resident Individual ▾</div>	
Occupation Type		* Email ID	
<div>Private Sector ▾</div>		<div>jtiuhuigh@gmail.com</div>	
* Country code of Mobile Number		* Mobile Number	
<div>91</div>		<div>9000000000</div>	

Step 6: FATCA Details

DECLARATION

FATCA / CRS Details

Are you a politically exposed person (PEP)? ☐ Yes ☒ No

Are you related to a politically exposed person (RPEP)? ☐ Yes ☒ No

Are you a resident outside of India? ☐ Yes ☒ No

Related Person Details

Are you a related person to this investor? ☐ Yes ☒ No


NEXT STEP

Step 7: Signature Upload

UPLOAD YOUR SIGNATURE

Upload a scanned signature if you have one or sign on a **blank white paper** and capture a photo to upload. If the image captured is blurred, then recapture it and upload.

File Types Accepted: .jpg, .jpeg, .png, .pdf




Change Document

Step 8: Photo/Selfie Verification

PHOTO VERIFICATION

INSTRUCTIONS TO CAPTURE PHOTO

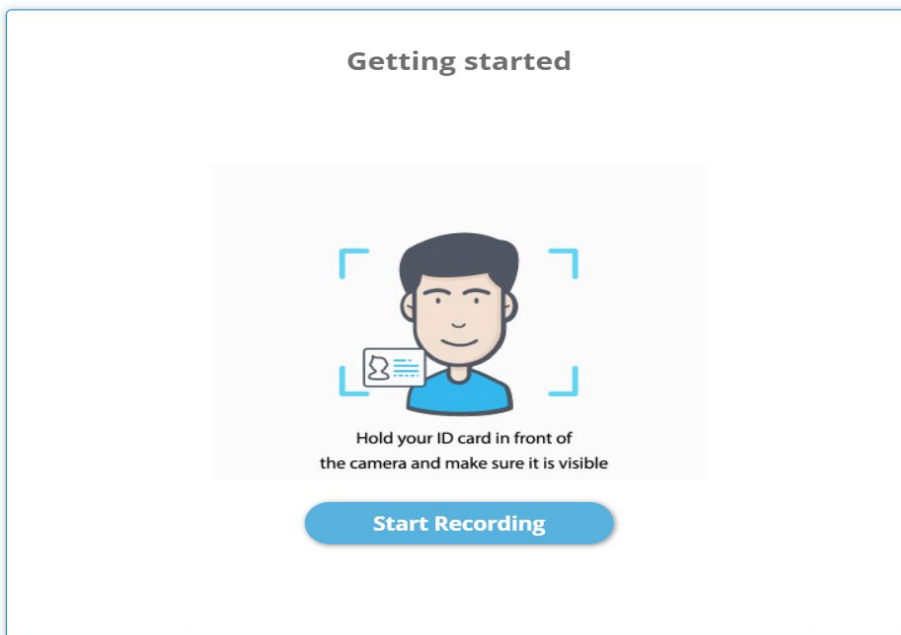
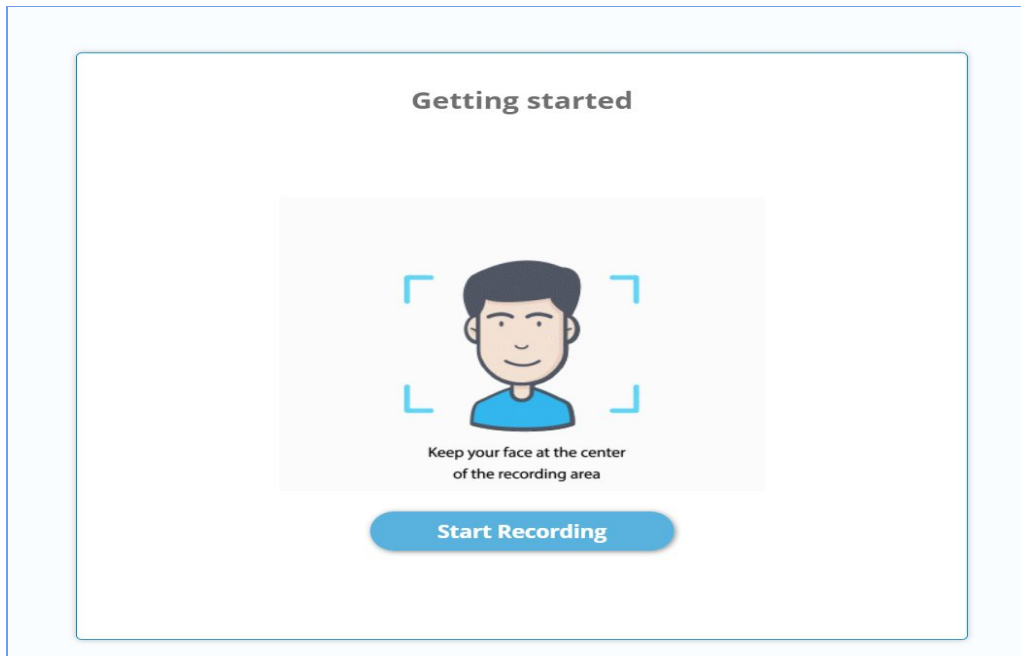
Once you click start, You shall give us the access to allow your camera.
Then, you will need to follow the instructions as mentioned below

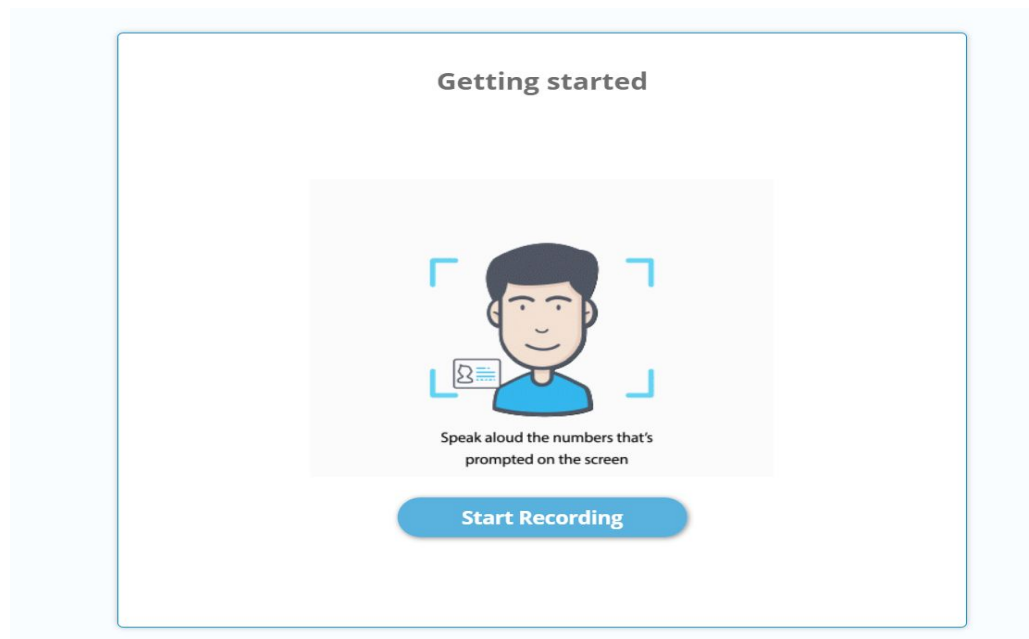


Please keep your face in the center of the screen to capture your photo

START

Step 9: Video Verification with Captcha






Step 10: Contract Generation and Esign

A screenshot of a 'CONTRACT' screen. At the top, there is a horizontal progress bar with ten circular markers; the last marker on the right is filled with blue, indicating the current step. Below the progress bar, the word 'CONTRACT' is centered in a bold, dark gray font. Underneath, the question 'How would you like to sign the contract?' is centered. Below this question are two radio button options: 'Aadhaar eSign' (with an empty radio button) and 'Smart eSign' (with a blue-filled radio button). Below these options is a blue rounded rectangular button with the text 'START SIGNING' in white. At the bottom of the screen, there are two links: 'Go to Video Verification' on the left, preceded by a left-pointing arrow, and 'Complete Process' on the right, followed by a right-pointing arrow.

Smart Esign:

CONTRACT



☐ Re use the previous signature

☒ Create a new Signature

Continue to Sign

Choose one of the following options to submit the signature:

☒ Draw the Signature

☐ Use auto-generated Signature

☐ Upload own Signature

PROCEED

awesdrt

Signature Consent

☒ I confirm that the signature to be used here is a copy of my hand signature and I agree on it being used as my valid consent for the document to be digitally signed by me.


☒ I consent for Signzy Technologies Private Limited to link the given signature to my Email ID or mobile number I have provided and on my consent to be used for purpose of digitally consenting to agreements in future.

Create your signature

Go Back

(OR)

Aadhar Esign:



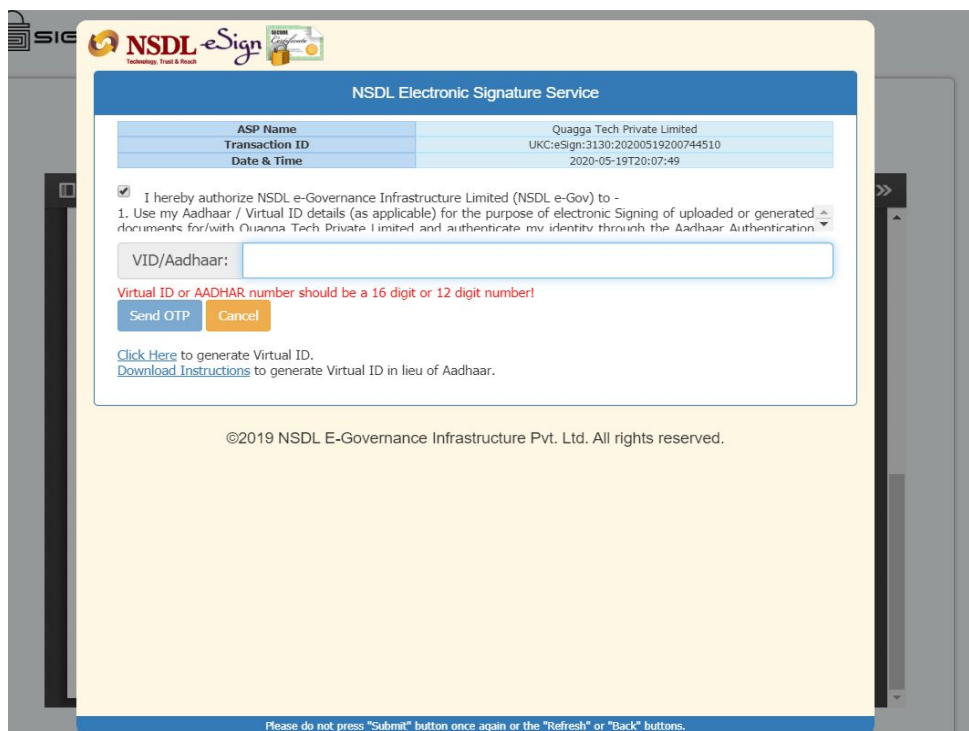
The Signzy Aadhar Esign interface is a dark-themed window titled "SIGNZY Signzy Technologies Private Limited". It contains two input fields: "Email" and "Phone (Optional)". Below these is a prominent "Get Secure OTP" button. A line of text states, "By signing-in I agree to the terms & conditions of AadhaarAPI.com's platform". The footer includes "Powered by AadhaarAPI.com" and a timestamp of "44:56".

Field	Value
Email	
Phone (Optional)	

Get Secure OTP

By signing-in I agree to the terms & conditions of AadhaarAPI.com's platform

Powered by AadhaarAPI.com 44:56



The NSDL eSign interface is a light-themed window titled "NSDL eSign NSDL Electronic Signature Service". It features a table with transaction details, a checkbox for authorization, a "VID/Aadhaar:" input field, and "Send OTP" and "Cancel" buttons. A red error message is displayed below the input field. Links for "Click Here" and "Download Instructions" are provided. The footer contains the copyright notice "©2019 NSDL E-Governance Infrastructure Pvt. Ltd. All rights reserved." and a warning not to press "Submit", "Refresh", or "Back" buttons.

ASP Name	Quagga Tech Private Limited
Transaction ID	UKC:eSign:3130:20200519200744510
Date & Time	2020-05-19T20:07:49

☒ I hereby authorize NSDL e-Governance Infrastructure Limited (NSDL e-Gov) to -
1. Use my Aadhaar / Virtual ID details (as applicable) for the purpose of electronic Signing of uploaded or generated documents for/with Quagga Tech Private Limited and authenticate my identity through the Aadhaar Authentication

VID/Aadhaar:

Virtual ID or AADHAR number should be a 16 digit or 12 digit number!

Send OTP **Cancel**

[Click Here](#) to generate Virtual ID.
[Download Instructions](#) to generate Virtual ID in lieu of Aadhaar.

©2019 NSDL E-Governance Infrastructure Pvt. Ltd. All rights reserved.

Please do not press "Submit" button once again or the "Refresh" or "Back" buttons.

SIGNZY

Signzy Technologies Private Limited

X

Transaction Successful

Signer Name:

awesdrt

Signer City:

MUMBAI

Transaction ID:

e1915d9e-c069-4de7-8087-692fc989c962

Country:

IN

State/Province:

Karnataka

Postal Code:

561203

Issued By:


NSDL e-Governance Infrastructure Limited

Valid Till:

Tue May 19 2020 15:09:24 GMT+0000 (Coordinated Universal Time)

☐ I agree to digitally sign the document and I understand a copy of same will be sent to Signzy Technologies Private Limited for This is a account opening form

Agree & Sign Document

SIGNZY

Signzy Technologies Private Limited

X

Transaction Successful

Signer Name:

awesdrt

Signer City:

MUMBAI

Transaction ID:

e1915d9e-c069-4de7-8087-692fc989c962

Country:

IN

State/Province:

Karnataka

Postal Code:

561203

Issued By:

NSDL e-Governance Infrastructure Limited

Valid Till:

Tue May 19 2020 15:09:24 GMT+0000 (Coordinated Universal Time)

☒ I agree to digitally sign the document and I understand a copy of same will be sent to Signzy Technologies Private Limited for This is a account opening form

Agree & Sign Document



E-sign Successful

E-sign successfully completed, A download link for the file has also been sent to your registered email, which will be valid for next 48 hours.

Download & Exit

Powered by AadhaarAPI.com

40.37

Signer's Name

Step 11: Submission

Congrats, You can now submit your Application!

SUBMIT APPLICATION

**Please don't close or refresh the browser.
You will be redirected in 2 seconds...**



THANK YOU

Your application has been submitted successfully

Your KYC submission process is now complete.
You can now go ahead and transact.